



**HERRMAN &
HERRMAN** PLLC
PERSONAL INJURY ATTORNEYS



LAW TIGERS
MOTORCYCLE LAWYERS



IN THIS ISSUE

Mistakes That Can Ruin Your Claim

Page 1

Driving In Construction Zones

Page 2

Activity Zone

Page 3

What To Do After A Dog Bite

Page 4

Visit us at

1201 3RD ST.

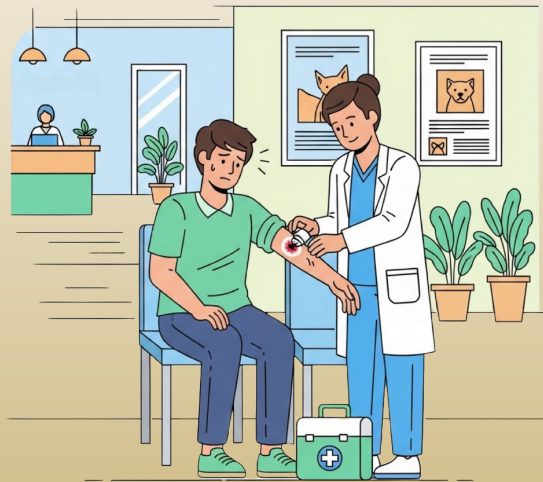
CORPUS CHRISTI, TX 78404

*Questions or concerns?
Please email jlara@herrmanandherrman.com*

WHAT TO DO AFTER A DOG BITE

Dog bites can lead to serious injuries and long-term consequences. Follow these steps to protect your health and legal rights:

- 1. Get to Safety:** Move away from the dog to prevent further injury.
- 2. Get Medical Help:** Even small bites can lead to infection. Clean the wound and see a doctor.
- 3. Identify the Dog and Owner:** Collect the dog owner's name, contact info, and vaccination records.
- 4. Report the Bite:** Notify animal control or local authorities to create an official record.
- 5. Document Everything:** Take photos of the injury and scene, and write down details of the incident.
- 6. Don't Talk to Insurers:** Avoid making statements or accepting offers without legal guidance.
- 7. Contact an Attorney:** A personal injury lawyer can help you recover medical costs, lost income, and more.



The experienced team at Herrman and Herrman is available to evaluate your case and help you pursue the compensation you deserve for medical bills, lost wages, and pain and suffering.



THE HERRMAN & HERRMAN NEWSLETTER

WWW.HERRMANANDHERRMAN.COM - 361.882.4357

SEPTEMBER 2025

SAN ANTONIO - AUSTIN - DALLAS - FORT WORTH - HOUSTON - CORPUS CHRISTI - BROWNSVILLE - MCALLEN - MONTERREY

7 Mistakes That Can Ruin Your Claim

After an accident, your actions can significantly impact your ability to recover compensation. Avoiding these seven common mistakes can help protect your rights and strengthen your personal injury claim in Texas.



Not Calling the Police

Failing to report the accident means losing an objective record of what happened. A police report provides important details that support your claim and helps prove liability.

Delaying Medical Attention

Putting off treatment can make it appear that your injuries aren't serious or weren't caused by the accident. Always get checked by a doctor as soon as possible and keep documentation.

Not Following Your Doctor's Instructions

Skipping follow-up appointments or ignoring treatment advice may hurt your credibility. It also gives insurance companies a reason to deny or reduce your claim.

Posting on Social Media

Insurers may monitor your accounts. Photos or updates—even unrelated ones—can be misinterpreted and used to question the severity of your injuries.

Giving a Recorded Statement to the Other Insurer

You're not obligated to provide one. Insurance adjusters are trained to ask questions in a way that can harm your case.

Accepting a Quick Settlement

Early offers rarely reflect the full extent of your losses. Once accepted, you can't pursue further compensation.

Not Hiring a Personal Injury Attorney

Legal guidance is crucial. An experienced attorney can negotiate on your behalf, gather evidence, and advocate for maximum compensation.

Avoiding these missteps can make all the difference in your recovery. If you've been injured, don't leave your future to chance—speak with a qualified attorney today.




READ OUR OTHER BLOGS OR VISIT THE ACTIVITY ZONE FOR FUN PUZZLES!

Safety Tips For Driving In Construction Zones

With road construction constantly underway, it’s easy to overlook the risks behind those familiar orange cones. But navigating construction zones safely is essential—for your own protection and for the safety of workers and other drivers.

IS IT REALLY THAT DANGEROUS?

Construction zones are more dangerous than many realize. Nationwide, these areas see around 40,000 injuries annually, a number that has risen with a 40% increase in road work over the past two decades. In Texas alone, over 15,000 crashes and more than 100 fatalities occur each year in work zones, often due to speeding. The good news? These accidents are largely preventable. By minimizing distractions, watching for brake lights and signs, slowing down, merging early, and staying aware of workers, drivers can significantly reduce the risk of crashes. Practicing patience and caution in these zones can save lives—including your own. Living habits while in these dangerous sections of the nation’s highways. These tips can help you to better manage your construction zone driving:



HOW CAN YOU BE SAFE?

1. Minimize all your distractions. Turn off the radio and leave your phone alone. If the kids are acting up in the back seat, have them settle down until you are out of the area. Avoid conversations so that your full attention is on the road ahead.
2. Pay attention to brake lights. Many construction zone accidents involve rear-end crashes, so be alert to vehicles that suddenly stop in front of you. Be sure to leave enough distance between vehicles so you can safely stop.
3. Pay close attention to all relevant signs, and be alert to construction workers who may have instructions for you as you move through the area.
4. Slow down. Construction zones are areas where you should expect to drive slower than normal. Typically, speed zone signs are posted, so be sure to obey the posted limits. Remember, fines can be doubled if you break posted rules while driving through these areas.
5. Merge properly. If you know a lane is closing up ahead, merge as early as possible to prevent a frustrating lane change later. Many accidents are the result of drivers forced into that situation because they thought they could gain a few precious seconds of travel time by staying in their current lane for another few hundred yards.
6. Be aware of workers’ presence on and off the side of the road. Be considerate and drive with their safety and your own in mind.
7. Be patient. No construction zone lasts forever, so just slow down, relax, and get through the area in one piece. Your loved ones will thank you for taking the extra time to be safe.

Construction zones have always been dangerous areas for drivers and workers, but they don’t need to be. By exercising proper safety habits, we can all ensure that we do a better job protecting ourselves, our families, and those who work in those zones from the death and injuries that traffic crashes can cause.

TURN TO THE NEXT PAGE AND CHALLENGE YOURSELF WITH OUR ACTIVITY ZONE, FEATURING A CROSSWORD, WORD SEARCH, AND SUDOKU!

Activity Zone

Word search, Crossword puzzle, & Sudoku

H	A	H	E	L	M	L	A	W	Y	E	R	X	J	U	K
P	N	Q	P	R	O	T	E	S	F	I	O	H	W	S	A
S	T	A	T	E	M	E	N	T	D	W	N	C	O	B	N
M	T	Q	E	C	Q	Y	H	Z	D	L	A	V	R	Y	R
X	G	F	W	O	R	L	E	S	H	G	V	W	K	N	I
E	F	B	I	V	O	K	W	G	Y	B	I	T	E	S	U
D	A	N	G	E	R	N	Z	P	V	Z	G	E	R	M	A
R	H	O	E	R	G	Y	C	L	P	H	A	X	S	D	N
I	K	F	P	G	J	V	G	M	I	Z	T	C	B	O	I
F	T	B	R	A	L	A	W	E	X	V	E	A	F	T	M
M	P	I	O	J	I	B	D	D	B	W	G	J	E	C	A
C	S	F	T	Z	U	R	O	I	N	C	O	M	E	S	L
J	R	E	E	H	F	A	C	C	L	X	A	U	B	N	L
A	K	Q	C	D	K	K	U	A	B	D	K	T	N	R	J
M	I	S	T	A	K	E	P	L	W	S	B	M	U	D	V
R	G	T	Y	E	Q	S	E	T	T	L	E	M	E	N	T


Find the following words in the puzzle!
Words are hidden → ↓ ↘ & ↗.

- | | | |
|----------|------------|---------|
| Protect | Statement | Bite |
| Navigate | Settlement | Income |
| Danger | Recover | Workers |
| Lawyer | Medical | Mistake |
| Wound | Animal | Brakes |

7		5		9		3		
2		8	7					9
1		4			2		8	
	8	1			9	6		4
		6	5	8	3		9	
	7			1		8		5
8		3		5			7	6
6		7	8	2	4		1	3
	1			6		4	5	8

Sudoku Rules

Use numbers 1-9 to fill rows, columns, and boxes without repeating any numbers.



Across

Down

- | | |
|---|--|
| 2. Signs collectively, especially commercial or public display signs. | 1. An instance of being injured. |
| 4. Collide violently with an obstacle or another vehicle. | 2. The condition of being protected from or unlikely to cause danger, risk, or injury. |
| 5. A piece of written, printed, or electronic matter that provides information, evidence or record. | 3. A thing providing protection against a possible eventuality. |
| 6. The capacity to accept or tolerate delay, trouble, or suffering without getting angry or upset. | 5. A qualified practitioner of medicine. |

Scan the QR code!

Learn about our latest giveaways!

Find out about our upcoming events and free merch!

H&H updates and the latest legal tips!

